



The International Friendship All Japan Junior Yacht Club Regattas 2010 Sailing Instructions (SI)

1. Rules

- (1) The regatta will be governed by the 'rules' as defined in the Racing Rules of Sailing 2009-2012 (RRS). If there is a conflict between rules, the Sailing Instructions will prevail.
- (2) The RRS Appendix P will apply for breaking RRS 42.
- (3) If there is a conflict between languages, the English text will take precedence.

2. Notices to competitors

Notices to competitors will be posted on the official notice board of the race office.

3. Changes to sailing instructions

Any change to the sailing instructions(as instructions hereafter) will be posted at the race office before 08:00 on the day it will take effect, except that any change to the schedule of the races will be posted by 17:00 on the day before it will take effect.

4. Signal made ashore

Signals made ashore will be displayed at the flagpole of the race office.

- (1) A class flag with one sound means 'Leaving the harbor is permitted. The warning signal will be made not less than 40 minutes after the class flag is displayed.'
- (2) Flag L with one sound means 'A notice to competitors has been posted.'

5. Schedule of races

- (1)The warning signal of each class is as follows.

July 31 st (Sat), 2010		The warning signal	
Racing area	Class	for the 1 st race	For the 2 nd to the 5 th race
A area	Sailing Spirit	9:25	To be continued
ditto	420	9:25	ditto
ditto	FJ	9:25	ditto
ditto	Laser 4.7	9:30	ditto
ditto	Sea Hopper-SR	9:30	ditto
ditto	Mini-Hopper	9:30	ditto
ditto	OP Advanced	9:35	ditto
B area	OP Beginners	9:25	ditto

No warning signal will be made after 16:00.

A lunch time will be informed by the race committee.

According to the weather condition, the race committee may start the 6th race, where the race committee signal boat will display flag F and the warning signal for the 6th race will be made one minute after flag F is removed with one sound.

August 1 st (Sun), 2010		The warning signal	
Racing area	Class	for the 6 th race	for the 7 th race
A area	Sailing Spirit	8:55	To be continued
ditto	420	8:55	ditto
ditto	FJ	8:55	ditto
ditto	Laser 4.7	9:00	ditto
ditto	Sea Hopper-SR	9:00	ditto
ditto	Mini-Hopper	9:00	ditto
ditto	OP Advanced	9:05	ditto
B area	OP Beginners	8:55	ditto

No warning signal will be made after 12:00.

(2)When the following race is intended to be held, the race committee signal boat will display flag AP with two sounds. In this case the warning signal for the following race will be made one minute after flag AP is removed with one sound. When any race is not intended to be held, the race committee signal boat will display flag AP and H with two sounds.

6. Class flags

Class	Class flag	Warning signal flag
Sailing Spirit	Sailing Spirit class flag	FJ class flag
420	420 class flag	
FJ	FJ class flag	
Laser 4.7	Laser class flag	Laser flag
Sea Hopper-SR	Sea Hopper SR class flag	
Mini Hopper	Mini Hopper class flag	
OP Advanced	OP class flag (Black)	OP class flag (Black)
OP Beginners	OP class flag (Red)	OP class flag (Red)

7. Racing Area

The races will be held in racing area A for every class except OP Beginners class, for which the races will be held in racing area B. Diagram-1 shows these racing areas.

8. The courses

- (1) OP Advanced class in racing area A uses the course, Starting – Mark 1 – Mark 2 – Mark 3 – Finishing. (See Diagram-2-1) The other classes in racing area A uses the course, Starting – Mark 1 – Mark 2 – Mark 3 – Mark 1 – Mark 4 – Finishing. (See Diagram-2-2).
- (2) No later than the warning signal, the race committee signal boat in racing area A will display the approximate compass bearing of the first leg.
- (3) OP Beginners' class in racing area B uses the course, Starting – Mark 1 – Finishing. (See Diagram-2-3).
- (4) Legs of the courses in racing area A and B will not be changed after preparatory signal. This changes RRS 33.

9. Marks

- (1) Racing Area A : Mark 1, 2 and 3 will be cylindrical inflated yellow buoys, and Mark 4 will be the same buoy but with two black belts.
- (2) Racing Area B: Mark 1 will be cylindrical inflated yellow buoy.

- 10. The start**
- (1) Races will be started by using RRS 26 with the warning signal given 5 minutes before the starting signal.
 - (2) The starting line will be between staffs displaying orange flag on the starting signal boat at starboard end and the port-end buoy.
 - (3) A boat starting later than 4 minutes after her starting signal will be scored **DNS** (Did Not Start). This changes RRS A4.
 - (4) Boats whose warning signal has not been made shall keep about 50 meters away from the starting area during the starting sequence for other races.
 - (5) Rescue boats may indicate competitors of OP Beginners class in racing area B during starting.
-

11. The finish The finishing line will be between staffs displaying orange flag on the finishing signal boat with a blue flag at the starboard end and the port end buoy.

- 12. Time limit**
- (1) The time limit will be 15 minutes after the first boat sails the course and finishes.
 - (2) Boats failing to finish within above time limit will be scored Did Not Finish (**DNF**). This changes RRS 35, A4 and A5.
-

- 13. Protests and requests for redress**
- (1) Protests and requests for redress or reopening shall be delivered at the race office within the protest time limit that is 60 minutes after the last boat of each class has finished the last race of the day. The protest committee chairman may extend the protest time limit. It will be posted on the official notice board at the race office.
 - (2) Notices of protests by the race committee or protest committee will be posted on the official notice board to inform boats under RRS 61.1(b).
 - (3) A list of boats that, under instructions 1(2), have been penalized for breaking RRS 42 will be posted before the protest time limit.
 - (4) Hearings will be held sequentially. Notices will be posted within 15 minutes of the protest time limit to inform competitors of hearings in which they are parties or named as witnesses.
 - (5) A request for reopening a hearing under RRS 66 may be delivered before 9:00 of the next day of the decision. However it shall be delivered no later than 15 minutes after the decision on the races held on August 1st. This changes RRS 66.
 - (6) Breaches of instructions 10.4, 15, 16, 17, 20 and 22 will not be grounds for a protest by a boat. This changes RRS 60.1(a). Penalties for these breaches may be less than disqualification if the protest committee so decides.
-

- 14. Scoring**
- (1) At least 1 race is required to be completed to constitute this regatta where 7 races are expected. Even if no race is completed due to weather condition, any extended race is not held. When 7 races have been completed, a boat's score will be the total of her race scores excluding her worst scores.
 - (2) Scoring for club competitions is made in accordance with the Notice of Race.
-

- 15. Check-out and check-in**
- (1) A team representative person shall sign for all team members on the check-out/in form prepared in the race office.
 - (2) A Check-out sign shall be done from 60 minutes to 30 minutes before the warning signal of the 1st race.
 - (3) A Check-in sign shall be done not later than 60 minutes after the final race of the day completed. The race committee chairman may extend the Check-in time limit.
 - (4) A boat that would retire from a race shall notify her intension to a nearest race committee boat. And a team representative person shall describe the reason in a check-in form and deliver to the race committee.
-

16. Safety regulations

- (1) A competitor shall wear a life jacket at any time afloat. If he/she wears a self-expansion type, it is required to expand it at any time afloat.
 - (2) An OP Beginners class boat is required to put a recognizable ribbon at the peak of the sail.
 - (3) The race committee may assist a competitor or recommend retiring from a race, in the opinion of race committee, who is in danger.
-

17. Replacement of crew or equipment

- (1) Substitution of competitors will not be allowed without prior written approvals of the race committee.
 - (2) Substitution of damaged or lost equipment will not be allowed unless authorized by the race committee. Requests for substitution shall be made to the race committee at the first reasonable opportunity.
-

18. Equipment and measurement checks

- (1) RRS 78 (JSAF prescriptions 5) will not apply. However the race committee may protest a boat when the race committee admits some suspicion during this regatta and recognizes by measuring, weighing or other means that it is significantly advantageous.
 - (2) The race committee may inspect a boat or equipment at any time if necessary.
-

19. Official boats

An official boat of race committee will display the following flags. Where any mismatches will not be grounds for redress by a boat. This changes RRS 62.1(a).

The race committee signal boat	‘JJYU’ flag
A mark boat	‘RC’ flag
A rescue boat	‘RESCUE’ flag
A doctor boat	‘Red cross’ flag
A protest committee boat	‘JURY’ flag

20. Support boats

- (1) A support boat shall be approved by the organizing committee delivering a designated application form at entry under the Notice of Race.
 - (2) A support boat shall display the green colour flag lended by the race committee at the time of the registration but the flag pole shall be prepared by each club.
 - (3) The number of the crew of a support boat is required to be less than a half of her capacity (raise the decimals to a unit).
 - (4) A support boat shall keep away from the racing area from the time of the warning signal for the first class to start until all boats have finished or the race committee signals a postponement or abandonment.
-

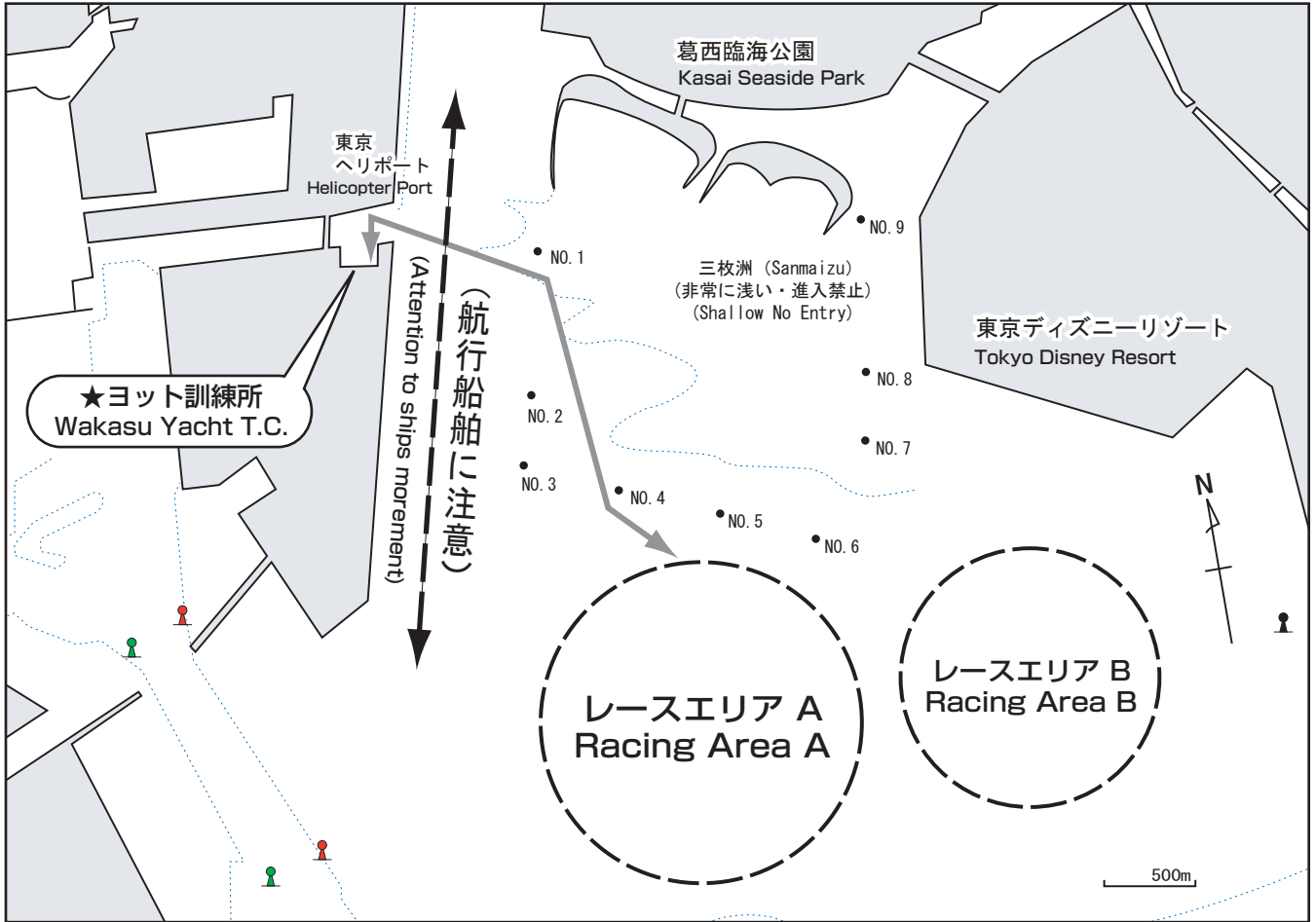
21. Disclaimer of liability

Competitors participate in the regatta entirely at their own risk. (See RRS 4 Decision to Race). The organizing authority and/or any party, person involved in this organization will accept no liability whatever for any personal material damage or personal injury or death sustained in conjunction with or prior to, during, or after the regatta.

22. Trash disposal

Competitors and support boats shall not put trash in the water.

図-1 レースエリア Diagram-1 Racing Area



★ヨット訓練所拡大図 Wakasu Yacht Training Center

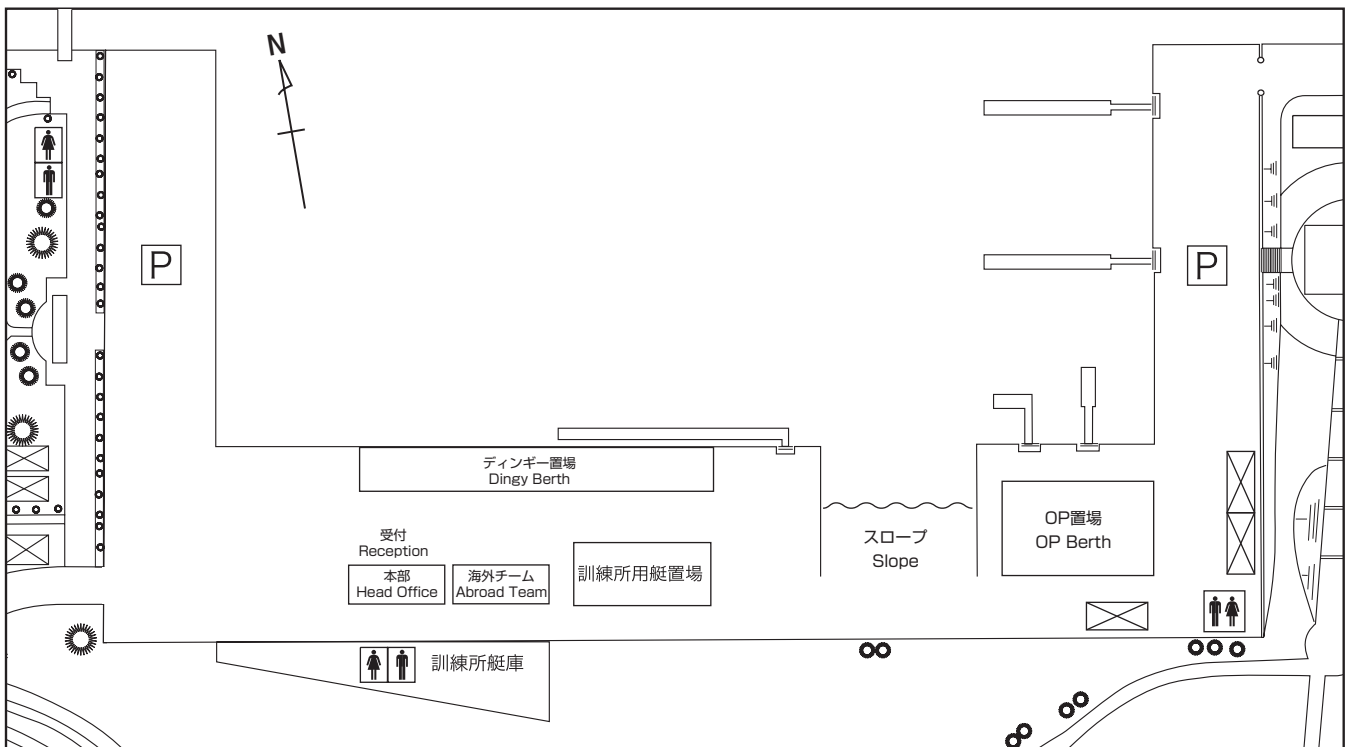


図 2 コース Diagram-2 The courses

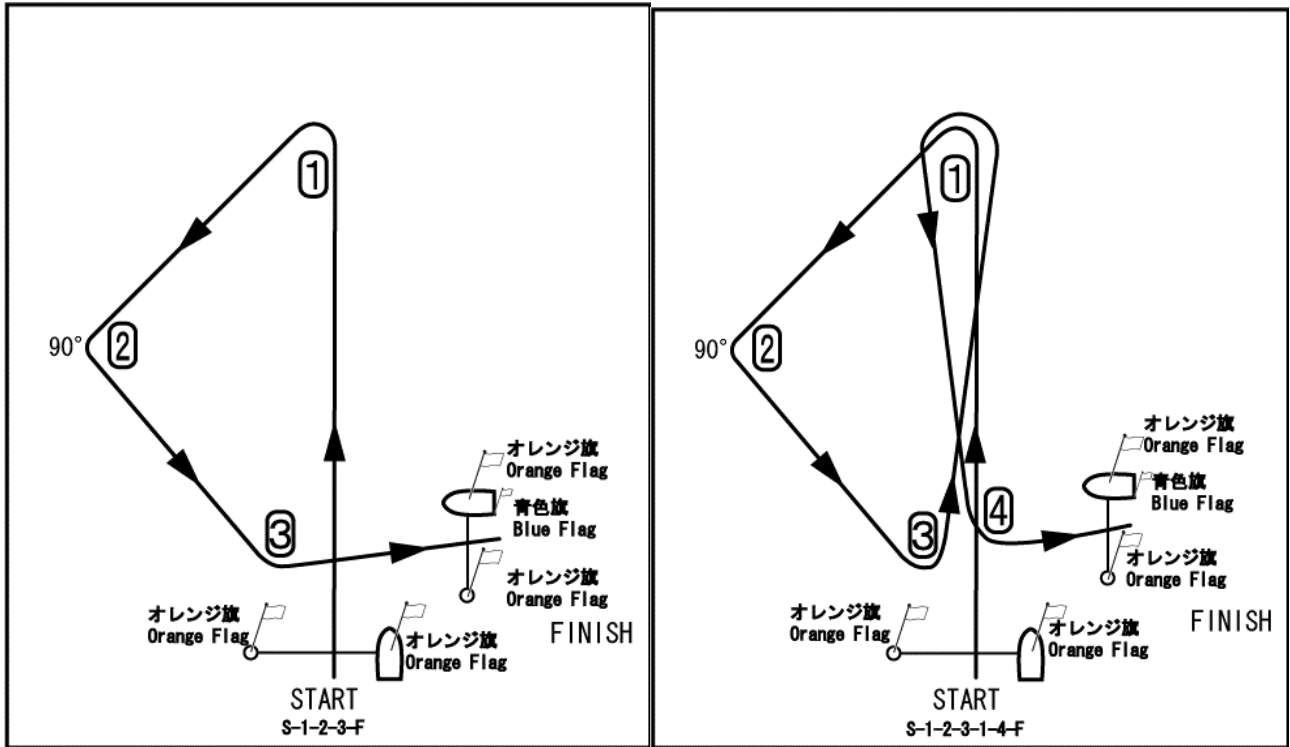


図 2 - 1 OP 級 (上級者)

Diagram-2-1 OP Advanced Class

図 2 - 2 OP 級以外

Diagram-2-2 All Classes except OP Class

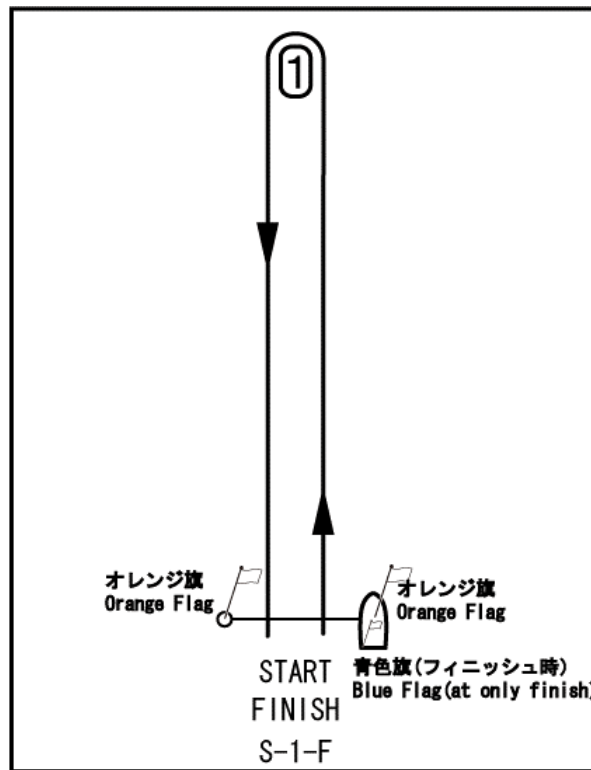


図 2 - 3 OP 級 (初級者)

Diagram-2-3 OP Beginners Class