

# The International Friendship All Japan Junior Yacht Club Regatta 2015

## Sailing Instructions (SI)

### 1. Rules

- 1.1 The regatta will be governed by the rules as defined in the Racing Rules of Sailing 2013-2016 (hereafter as rule), except any of these are altered by the Sailing Instructions (hereafter as S.I.).
- 1.2 If there is a conflict between languages, the English text will take precedence.

### 2. Notices to competitors

Notices to competitors will be posted on the official notice board of the race office.

### 3. Changes to Sailing Instructions

Any change to Sailing Instructions will be posted on the official notice board at the race office 60 minutes before the time of the warning signal of each class, except that any changes to the schedule of the races will be posted before 18:00 on the previous day when it will take place.

### 4. Signals made ashore

- 4.1 Signals made ashore will be displayed at the flagpole of the race office.
- 4.2 D flag with one sound means 'Leaving the harbor is permitted. The warning signal will be made not less than 30 minutes after D flag is displayed. When D flag is displayed above the class flag, that signal is applied only for that class.
- 4.3 AP flag will not be displayed for each race of each class as stated in S.I.5.1.  
When D flag is not displayed no later than 30 minutes of the time of the warning signal, the start of the race is postponed indefinitely.
- 4.4 When Y flag is displayed, rule 40 will apply all the time for boats afloat on the water.  
This changes the preamble of rule Part 4.

### 5. Schedule of races

- 5.1 The warning signal of each class is as follows.

July 31st (Friday)

The time of the warning signal is as follows.

Racing area A		Racing area B	
Time	Class	Time	Class

12:30	International 420 Class · FJ Class Trial Race	12:30	Optimist Dinghy Beginners' Class Trial Race  Boats will be divided into more than two blocks depending on the number of boats who participate the regatta.  The races will be made as many as possible.
12:35	Laser 4.7 Trial Race		
12:40	Optimist Dinghy Advanced Class Trial Race		

August 1st (Saturday) The time of the warning signal is as follows.

Racing area A		Racing area B	
Time	Class	Time	Class
9:30	International 420 Class · FJ Class 1st Race	9:30	Optimist Dinghy Beginners' Class 1st Race
9:35	Laser 4.7 1st Race		
9:40	Optimist Dinghy Advanced Class 1st Race		
	The 2nd Race to 5th Race will be made continuously.		Boat allocation for each sailor will be made at the time of the registration.  Preliminary Match races will be performed by the method which will be explained at the meeting for briefing about race management after the Opening Ceremony.

August 2nd (Sunday) The time of the warning signal is as follows.

Racing area A		Racing area B	
Time	Class	Time	Class
9:30	International 420 Class · FJ Class The 1st Race of the day	9:30	Optimist Dinghy Beginners' Class The 1st Race of the day
9:35	Laser 4.7 The 1st Race of the day		
9:40	Optimist Dinghy Advanced Class The 1st Race of the day		
	The 2nd Race of the day will be made Continuously.		Final Match races will be performed by the method which will be explained at the meeting for briefing about race management after the Opening Ceremony.

5.2 Maximum five (5) races are planned on August 1st for all classes other than Optimist Dinghy Beginners' Class and maximum two (2) races on August 2nd.

Seven(7) races are planned during two days and at least one race is required to be completed to constitute the series.

OP Beginners' Class will be operated by the method of Preliminary Match races and Final Match Races and the details will be explained at the meeting for the briefing about race management after the Opening Ceremony.

5.3 When the following race is intended to be held, the race committee signal boat will display orange flag with one sound to alert the boats at least 5 minutes before the warning signal is displayed.

5.4 No warning signal will be made after 12:00 on August 2nd (Sunday).

## 6. Class flags

Class	Class flag
International 420 Class	International 420 Class flag (Blue Figures on White background)
FJ Class	FJ Class flag (Red Figures on White background)
Laser 4.7	Laser 4.7 flag (Red Figures on Yellow background))
Optimist Dinghy Advanced Class	Optimist Dinghy Class flag (Black)
Optimist Dinghy Beginners' Class	Optimist Dinghy Class flag (Red)

## 7. Racing area

7.1 Diagram-1 shows the racing area A and B.

Racing area A: All classes other than Optimist Dinghy Beginners'

Class Racing area B: Optimist Dinghy Beginners' Class

## 8. The course

8.1 Diagram-2 shows the course to be sailed which includes approximate angles between the legs, the sequence of the rounding marks and the side of rounding each mark.

8.2 In Racing area A, no later than the warning signal, the race committee signal boat will display the approximate compass bearing of the first leg.

The course for International 420 Class and FJ Class will be "The course 1" (Diagram-2-1)

The course for Laser 4.7 and Optimist Dinghy Advanced Class will be "The course 2"(Diagram-2-2)

8.3 In Racing area B, the number of the course to be sailed will be displayed on the notice board of the race committee signal boat before the warning signal depending on the weather conditions.

"The course 3" is Diagram-2-3

"The course 4" is Diagram-2-4

## 9. Marks

9.1 Mark 1-①, 1, 2, 3 and 4 are as follows.

	Racing area A			Racing area B		
	Outside color	Shape	Indication	Outside color	Shape	Indication
Mark 1-①	Green color	Triangle pyramid	nil	Mark 1-① will not be used.		
Mark 1	Orange color	Triangle pyramid	black figure 1	Orange color	Triangle pyramid	nil
Mark 2	Orange color	Triangle pyramid	black figure 2	Orange color	Triangle pyramid	nil
Mark 3	Orange color	Triangle pyramid	black figure 3	Orange color	Triangle pyramid	nil

9.2 Starting Marks are as follows.

Racing area A: The racing committee signal boat at the starboard end of the starting line and the racing committee boat at the port end.

Racing area B: The racing committee signal boat at the starboard end of the starting line and "Orange color triangle pyramid buoy" at the port end.

9.3 Finishing Marks are as follows.

Racing area A: The race committee boat with a blue flag at the port end of the finishing line and "Orange color triangle pyramid buoy" at the starboard end.

Racing area B: The racing committee boat with a blue flag at the starboard end of the finishing line and "Orange color triangle pyramid buoy" at the port end.

9.4 In Racing area A, When a new mark is used in accordance with S.I.11, "Pink color triangle pyramid buoy" for International 420 Class and FJ Class and "Red color triangle pyramid buoy" for Laser 4.7 and Optimist Dinghy Advance Class will be used and thereafter a new mark is used again, the original mark will be used.

## 10. The start

10.1 The starting line is as follows.

Racing area A: The starting line will be the course side between the staff or mast on the starting marks displaying orange flag.

Racing area B: The starting line will be between the staff or mast on the starting marks displaying orange flag at the starboard end of the starting line and the course side of the starting mark at the port end.

10.2 A boat starting later than 4 minutes after the starting signal will be scored DNS (Did Not Start).

This changes rule A4.

10.3 Boats whose warning signal has not been made shall keep about 50 meters away from the starting area outside of the course during the starting sequence for other races and shall keep clear of boats whose warning signal has been made.

10.4 Rescue boats may coach competitors of Optimist Dinghy Beginners' Class during their starting.

## 11. Changing the next leg of the course

To change the next leg of the course in Racing area A, the race committee will lay a new mark (or move the finishing line) and remove the original mark as soon as possible.

When in a subsequent change a new mark is replaced, it will be replaced by the original mark.

## 12. The finish

The finishing line is as follows.

Racing area A: The finishing line will be between the staff or mast displaying an orange flag on the finishing mark at the port end and on the course side of the finishing mark on the starboard end.

Racing area B: The finishing line will be between the staff or mast displaying an orange flag on the finishing mark on the starboard end and on the course side of the finishing mark on the port end.

## 13. Penalty system

13.1 Appendix P will apply for the breach of rule 42.

13.2 Rule P2.3 will not apply and rule P2.2 is changed so that it will apply to any penalty after the second one.

## 14. Time limits and the target times

14.1 Time limits and the target times are as follows.

Class	Mark 1 time limit	Target time
International 420 Class	15 minutes	45 minutes
FJ Class	15 minutes	45 minutes
Laser 4.7	15 minutes	45 minutes
Optimist Dinghy Advanced Class	20 minutes	45 minutes
Optimist Dinghy Beginners' Class	5 minutes	10 minutes

14.2 If no boat has passed Mark 1 within Mark 1 time limit, the race will be abandoned.

Failure to meet the target time will not be the ground for redress.

This changes rule 62.1(a).

14.3 Boats failing to finish within a certain time after the first boat of each class who started without breaching rule 30.3 sails the course and finishes will be scored Did Not Finish(DNF) without a hearing. This changes rules 35, A4 and A5.

A certain time is 15 minutes in Racing area A and 10 minutes in Racing area B.

## 15. Shortening or abandoning after the start

15.1 The race committee may shorten the course or abandon the race, if they consider that the race will not complete within about 60 minutes in addition to the reason based on rule 32.

This changes rule 32.1.

15.2 Failure to meet the target time of S.I.14.1 will not be the ground for redress.

This changes rule 62.1(a).

## 16. Protests and requests for redress

16.1 Protest forms are available at the race office. Protests and requests for redress or reopening shall be delivered there within the appropriate time limit.

16.2 The protest time limit will be 60 minutes after the time when the last boat of each class has finished the last race of the day or the time when the race committee has signaled that there would have no more race on that day, whichever is later.

However, the protest committee chairman may extend the protest time limit. It will be posted on the official notice board at the race office.

16.3 Notices of protest by the race committee or the protest committee will be posted on the official notice board to inform competitors of hearings in which they are parties or named as witnesses within 30 minutes after the protest time limit in order to let them know about hearings. Hearings will be held in the protest room located on the 2nd floor of the race office as from the time noticed.

16.4 Notices of protests by the race committee or the protest committee will be posted on the official notice board to inform boats under rule 61.1(b).

16.5 A list of boats that have been penalized under S.I.13.1 for breaching rule 42 will be posted on the official notice board before the protest time limit.

16.6 Breaches of S.I.4.2, 4.4, 10.3, 18, 19.1, 21, 22 and 23 will not be grounds for a protest by a boat.

This changes rule 60.1(a). Penalties for these breaches may be less than disqualification if the protest committee so decides.

16.7 A request for reopening a hearing on the last day of the race may be delivered within the following time limit.

(a) When the competitor received the decision the day before, it shall be within the protest time limit.

(b) When the competitor received the decision on the day, it shall be within 15 minutes after the decision received. This changes rule 66.

16.8 A request for redress based on the decision made by the protest committee shall be delivered within 15 minutes after the display of the decision on the official notice board on the last day of the race. This changes rule 62.2.

## 17. Scoring

17.1 At least 1 race is required to be completed to constitute this regatta for all classes other than Optimist Dinghy Beginners' Class. Even if no race is completed due to weather condition, any extended race will not be held.

Boats participated in Optimist Dinghy Beginners' Class will be divided into more than 2 blocks depending on the numbers of boats participated the regatta and the races will be performed by the method of the preliminary match and the final match.

The preliminary match and the final match of all blocks are required to be completed to constitute this regatta .

Even if no race is completed for all blocks due to the weather condition, any extended race will be held.

17.2 A boat's score for all classes other than Optimist Dinghy Beginners' Class will be as follows.

- (1) When less than 7 races are completed, a boat's series score will be the total of her race scores.
- (2) When 7 races are completed, A boat's series score will be the total her race scores excluding her worst score.

This changes rule A2.

17.3 A boat who breaches S.I. 18.1~18.5 will be scored "final score plus 3" as "PTP" without a hearing. However such boat will not be scored worse than a boat scored as "DNF".

This changes rule 63.1, A4 and A5.

When the races are made continuously, penalty for breach S.I.18.2 will be imposed on the first race after the breach and penalty for breaches S.I.18.3 and 18.5 will be imposed on the race before the breach.

17.4 The number of the boat participated in each class will be determined in accordance with the list registered at the registration desk of the race office by the time of 14:00 on July 31st (Friday).

17.5 Scoring for Team Race competition will be made in accordance with the Notice of Race.

## 18. Safety regulations

18.1 A club team representative person shall sign for all members of his/her club team on the check-out/in form prepared at the race office.

18.2 A check-out signature shall be done from 8:00 on the day (from 11:00 on July 31st) by 10 minutes after the display of D flag of each class.

18.3 A check-in signature shall be done no later than 60 minutes after the time when the last boat of the final race or the day completed or the race committee signals that no more race will be made, whichever is later.

The race committee chairman may extend the check-in time limit.

18.4 When the boats returned the harbor after the races in the morning are completed or the races are abandoned or postponed, check-in signature shall be done.

When the races in the afternoon will be held or the races that were abandoned or postponed will be held, check-out signature shall be done again before leaving the harbor in accordance with S.I.18.1 and 18.2.

18.5 A boat who would retire from a race or would not continue the race any more shall keep away from the racing area and notify her intension to a nearest race committee boat and the club team representative person of that boat shall describe the reason in a check-in form and deliver to the race committee in accordance with S.I.18.3.

18.6 The race committee may rescue a competitor when they judge he/she is in danger and unable to decide anything himself/herself because of fatigue if they cannot get any response to their inquiry for his/her intension whether he/she will continue the race or retire from the race, after the recommendation of the retiring from the race.

This will not be ground for a protest by a boat. This changes rule 62.1(a).

## 19. Replacement of equipment

19.1 Substitution of damaged or lost equipment will not be allowed unless authorized by the race committee.

19.2 There will be the case to carry the measurement or inspection at any time during the regatta in order to confirm whether a boat or any equipment agrees with the class rules, the Notice of Race or S.I.

The race committee may instruct a boat to go to the designated area for the inspection in Racing area A

## 20. Official boats

Official boats of the race committee will display the following flags.

Name of the official boat	Indication on the flag	Flag color
The race committee signal boat	JYU flag	Blue color
The race committee boat	RC (red color letter)	White color
The protest committee boat	PROTEST (white color letter)	Red color
The rescue boat	RESCUE (white color letter)	Green color
The doctor boat	AID (red color letter)	White color
The transport boat	TRANSPORT (black color letter)	Yellow color

## 21. Support boats

21.1 Any club wishes to bring in the support boat to the regatta shall apply with the designated application form for the entry, writing the necessary matters on the form.

21.2 The support boat who obtained the permission shall display the pink flag which will be lent from the regatta secretariat at the time of the registration, but the flag pole shall be prepared by each club.

21.3 The number of the crew onboard a support boat is required to be less than a half of her capacity (raise the decimals to a unit).

21.4 A support boat shall keep away from the racing area from the time of the warning signal for the first race of the first class to start until all boats have finished or the race committee signals a postponement or abandonment.

21.5 A support boat may supply any foods and drink for the competitors outside the racing area after the boat finish and before the next warning signal if the race will be made continuously.

21.6 A support boat may be requested to help rescue activities and in such case, the race committee signal boat will display the pink color flag with the consecutive short sounds.

In this case, S.I.21.4 will not apply.



## 22. Trash disposal

Competitors and support boats shall not put trash in the water.

Trash may be placed aboard support boats and official boats.

## 23. Radio communication

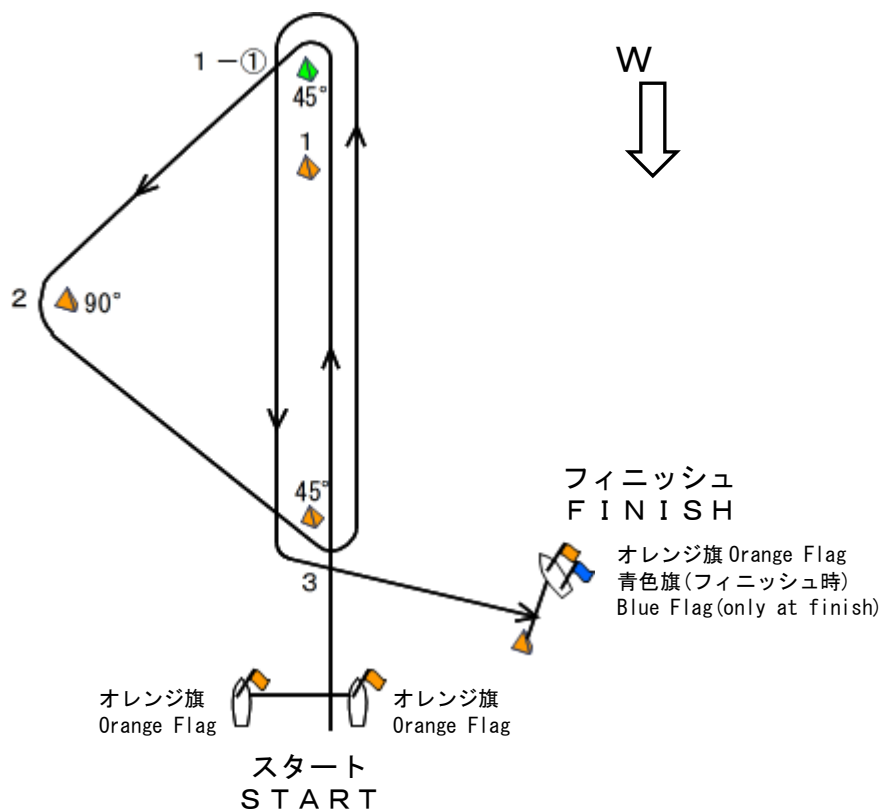
Except in an emergency, a boat shall neither make radio transmissions while racing nor receiving radio communications not available to all boats. This restriction also applies to mobile telephones and GPS.

## 24. Disclaimer of Liability

Competitors participate in the regatta entirely at their own risk (See rule 4, Decision to Race), Organizing Authorities and/or any person involved in this organization of the regatta will accept no liability whatsoever for any material damage and/or personal injury and/or death sustained in conjunction with, prior to, during or after the regatta.

図-2 コース Diagram-2 The courses

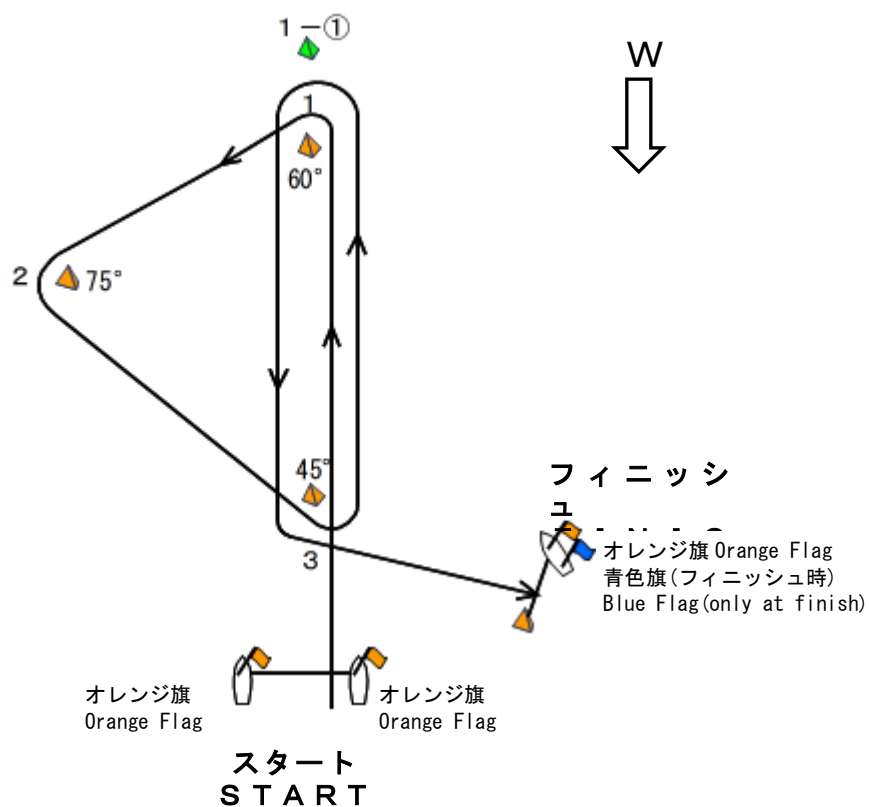
図-2-1 コース1 Diagram-2-1 course 1



Start → 1-① → 2 → 3 → 1-① → 3 → Finish

国際420級・FJ級 International 420 Class・FJ Class

図-2-2 コース2 Diagram-2-2 course 2



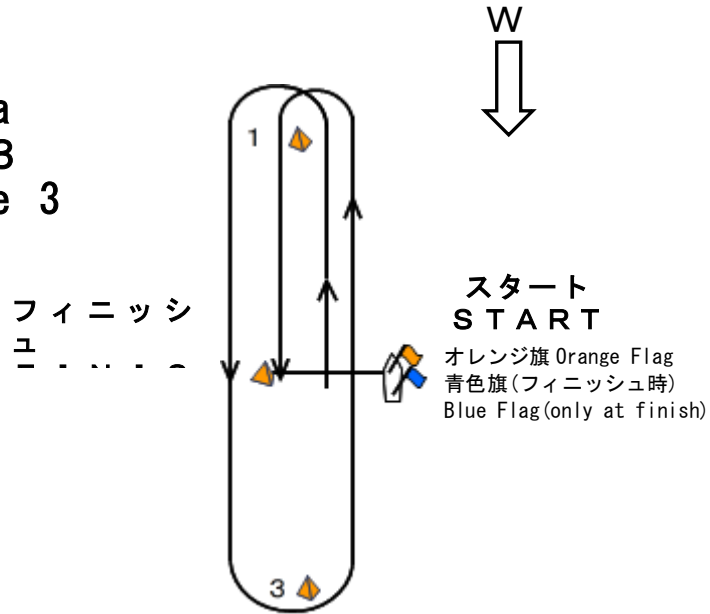
Start → 1 → 2 → 3 → 1 → 3 → Finish

レーザー4.7 Laser 4.7 Class

OP級(上級) OP Advanced Class

図-2-3 コース3 Diagram-2-3 course 3

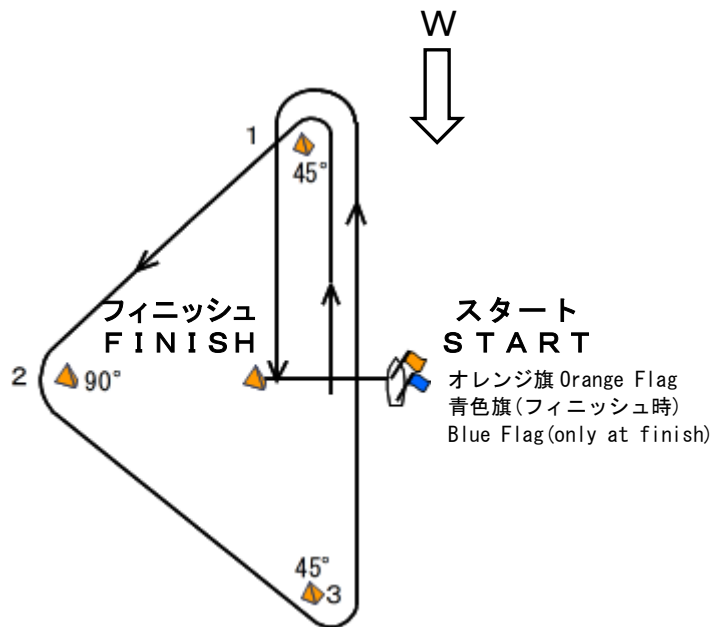
B海面  
B Area  
コース3  
Course 3



Start → 1 → 3 → 1 → Finish

図-2-4 コース4 Diagram-2-4 course 4

B海面  
B Area  
コース4  
Course 4



Start → 1 → 2 → 3 → 1 → Finish

OP級(初級者)

OP Beginners' Class